




STONE CREEK
kids

**FAITH
STARTER
— KIT —**

*Leading your
child to Christ*



Parents,

One of the greatest joys of being a parent is the opportunity to walk your child through their decision to follow Christ, but we understand that this can also be a daunting task! You might ask yourself, “Is my child ready? Will I say the right thing? How will I know my child understands?”


We want to help. The Faith Starter Kit is a guide to help you discover where your child is in their understanding of God’s grace and what Jesus did for us on the cross. For some of you, this experience will lead to your child’s decision to place their faith in Jesus. Others may discover their child is not quite ready to make the decision to follow Christ.

No matter which case is true in your family, these conversations can serve as stepping-stones to a greater understanding of faith. They will also be moments to cherish as you walk in faith, trusting the Holy Spirit to guide your child. It is our prayer that this kit will equip you to have a family experience that has a lasting impact on your child and your family.

This kit is designed as an entire experience – a time which is solely focused on creating an atmosphere to help your child be open to the conversations you have together. We realize, though, that sometimes no matter how much preparation you put into something, there is no guarantee everything will go exactly as planned. This is okay! Trust in the prompting and working of the Holy Spirit throughout the experience. We’re excited to partner with you,

SCC Kids Team

Prepare Your Experience



As a parent, you likely spent countless hours preparing for the birth of your child: reading books, painting the nursery, praying over them, and picking out the perfect outfit to wear home from the hospital.

Preparing for a spiritual birth in the life of your child is equally exciting, and requires planning, too. Use the steps below to help you prepare for your faith starter night.

PRAY

Spend time in prayer asking God to direct the conversation you'll have with your child and to open your child's heart to hear from Him. Pray specifically:

- That your child will be open to discussing their faith.
- That God will direct the conversations throughout the night.
- That no distractions will come up during the night.

READ

Read through this entire kit ahead of time to help you prepare for your night. Spend time praying and reading through the following scriptures as you prepare for your faith starter night.

And this is the testimony: God has given us eternal life, and this life is in his Son. Whoever has the Son has life; whoever does not have the Son of God does not have life.

1 JOHN 5:11-12

For God so loved the world that he gave his one and only Son, that whoever believes in him shall not perish but have eternal life.

JOHN 3:16

For all have sinned and fall short of the glory of God, and all are justified freely by his grace through the redemption that came by Christ Jesus.

ROMANS 3:23-24

For it is by grace you have been saved, through faith—and this not from yourselves, it is the gift of God—not by works, so that no one can boast.

EPHESIANS 2:8-9

Very truly I tell you, whoever hears my word and believes him who sent me has eternal life and will not be judged but has crossed over from death to life.

JOHN 5:24

For the wages of sin is death, but the gift of God is eternal life in Christ Jesus our Lord.

ROMANS 6:23

But these are written that you may believe that Jesus is the Messiah, the Son of God, and that by believing you may have life in his name.

JOHN 20:31

Fix these words of mine in your hearts and minds; tie them as symbols on your hands and bind them on your foreheads. Teach them to your children, talking about them when you sit at home and when you walk along the road, when you lie down and when you get up.

DEUTERONOMY 11:18-19

Fathers, do not exasperate your children; instead, bring them up in the training and instruction of the Lord.

EPHESIANS 6:4

CALENDAR

Choose a night that will be distraction free (everyone is home and there are no meetings or practices that will interfere) and put this night on the calendar.

Start talking to your family in advance about the special family night you are planning. When your children are excited about what's coming, they are more likely to engage during the family night discussions and activities.

MEAL

Plan a meal that your child loves to eat or loves to help cook. You could also choose a meal to get the entire family involved. Below are three meal ideas – feel free to use one of these or create your own!

Meal Option 1: Build Your Own Pizza

Make pizza dough together as a family, put out a variety of toppings, then allow everyone in the family to build individual pizzas. Play a “Breaking the Ice” game (see page 5) while the pizzas cook.

Meal Option 2: Baked Potato Bar

Put baked potato toppings out on the counter (cheese, chili, bacon bits, olives, etc.) and give everyone a baked potato. Allow them to create their own potato for tonight's meal. Make it a competition to see who can create a potato masterpiece with the toppings provided.

HINT: If you want to be able to prepare in advance, prep all of the toppings in containers, wrap the potatoes in foil, and then cook in the crockpot throughout the day.

Meal Option 3: Iron Chef Dinner

Divide your family into two teams and give each team chicken breasts in a baking dish. Pull out a variety of spices and veggies that could be used with the chicken and allow each team to make and bake their own creation. Once the chicken is ready, allow each family member to taste each of the chicken recipes and vote on a winner.

FINISH/POWER OFF

- FINISH: Take care of schoolwork or housework ahead of time to make the night as relaxed and fun as possible.
- POWER-OFF: Put away all toys, games, phones, and electronics. Let your children know that tonight the focus is only on them!

Breaking the Ice



EXPLANATION

During dinner, find out how everyone's day was by playing a round of "highs and lows," where everyone shares a highlight of his or her day and talks about something that didn't go so well.

During the rest of the meal, or toward the end, help break the ice before jumping into any serious conversations about salvation by playing one of the five games provided.

GAMES

THE DINNER GUEST

Each person in your family chooses one person they would like to invite for dinner. Go around the table with each person sharing who they picked and why.

FINISH THE STORY

Remember telephone? This game is a spin on that old favorite. Choose one person to start the story. Go around the table and have each person add to it. Use a timer to help keep it going – you must keep talking until the timer runs out, then it is the next person's turn.


Allow the person who started the story to finish it!

PIG

This game uses two to four dice, so grab some from a game you have around the house. Each person takes a turn rolling the dice. The goal is to earn 100 points without rolling a 1. If you roll a 1 then your score is wiped out and you must start again. Choose a prize for the winner of the game. (Prizes could include a special dessert, their choice of a movie during the next family night, not having to help with the dishes for an entire day, etc.)

WHO AM I?

Each person chooses one famous person they admire or want to be. When their turn begins, the family member will act like that person. The rest of the family takes turns asking yes or no questions to try to guess who the famous person is. The person who guesses correctly goes next.



GRANDMOTHER'S GIFT

Each family member starts off with the same sentence: "I gave my grandmother a gift and it was a/an ____." The first person will complete the sentence with a word that begins with the letter A. For example, "I gave my grandmother a gift and it was an APPLE." The next person repeats the previous sentence and must add a word that begins with the letter B. For example, "I gave my grandmother a gift and it was an APPLE and a BAT." In turn, each person has to remember what the previous family members have said and add an item that starts with the next letter of the alphabet.

Where are they now?

EXPLANATION

The biggest thing for you to remember is that this night and its conversations shouldn't feel forced. Find two dice to use to answer the questions below. These questions will provide an opportunity to identify where your child is in their faith journey.

Explain to your child that these questions are about faith, and that if they don't know the answer then they can pass and roll a different number. It's okay if family members roll the same number twice — ask the question again and see if you get the same answer.

QUESTIONS

1. What have you been learning at church this month?
2. What is your favorite thing about going to church?
3. What has God been teaching you?
4. Why are you interested in asking Jesus to be your Savior?
Jesus is God's son. Jesus lived a perfect life and never sinned.
5. What is sin?
6. What is an example of sin?
7. What did Jesus do for us? Why is what He did for us important?
8. How do we tell God we want Him to forgive us of our sins and have a relationship with Him?
9. What does it mean to live your life for God?
10. What questions do you have about what you are learning at church?
11. What questions do you have about who God is and what He has done for us?

Hint:

Encourage your child to express their own ideas and allow time for thinking and responding. It is not unusual for a child to take up to a minute or even longer to answer a question they have not previously had to think about. If some time has passed and you sense they are struggling to put their thoughts into words, rephrase your question and see if that helps.

At the end of dinner and this conversation you should have a better knowledge of where your child is in their understanding of God's grace and what Jesus did for us on the cross. Determine if your child is ready for the next section of this kit or if you need to choose an alternate activity for moving forward. Use the options below to help you make a transition to the next phase of your family night.



STOPPING POINT



OPTIONS

Option 1 - My child is still processing and not ready to make a decision tonight. If you feel your child, is still processing what it means to accept Christ as their savior, encourage them to continue asking questions. Remind them that you are available and happy to talk to them about Jesus any time they want to. Invite them to do a fun family activity. If needed you can use the ideas below to assist you in planning the next activity to do as a family:

- Movie night
- Board games
- Puzzlemania (Divide into teams and see who can put a puzzle together the fastest. Winners get to pick dessert.)

Option 2 - My child expressed interest in salvation.

If you feel your child is ready, you can continue to the next session. Below is an example of a sentence you can use to transition your family to the salvation portion of the kit. Suggested Sentence: "I'm really impressed with all you know about Jesus and how much He loves us. Let's talk more about it. We'll leave the dishes for later – this is way more important!"

Note: If you choose Option 2, continue with the conversation. If you choose Option 1, have a great family night and start praying for the next opportunity God will give you to talk to your child about salvation.

When you feel your child is ready, plan another family night using the Faith Starter Kit.

Talk it Out



STOPPING POINT



Once you've determined your child is ready to talk more, share your story of faith. Share about the time when you made the decision to follow Christ. Talk about God's love for them; you can use John 3:16 as an example.

Ask your child what they thought about what was shared and how it made them feel. Once you've determined if your child is ready to ask Jesus to be their Savior, you could say, "You've heard how God sent Jesus to die for us and forgive our sins. You've also heard about how much God loves you and His plan for you to be saved. Tonight you have an opportunity to make a decision to follow Christ."

OPTIONS

Option 1 - My child is still processing and not ready to make a decision tonight. If you feel your child is not ready to make this decision, that's okay. Remind them that they will continue to learn a lot about Jesus when they go to church and that one day they will be ready. Tell them that when they are ready to make that decision, you want to be able to pray with them. Spend time praying for your child, thanking God for them, and asking that He would continue to work in their lives and to reveal Himself to them.

Once you have prayed, spend time doing something together as a family. Activities you might do with your family include: watching a short movie, playing a quick game of hide and seek, or making a fun dessert together.

Option 2 - My child is ready to place his or her faith in Christ.

If you feel your child is ready to make the decision to follow Christ, review the ABC's of salvation with your child. Pray with them to receive Jesus by repeating the prayer after you or having them pray by themselves. You can use the suggested prayer below to help guide prayer time with your child.

Three Steps for Salvation:

A is for ADMIT.

You admit that you are a sinner, you are not perfect, and that you have done things wrong. You admit that sin has separated you from God.

B is for BELIEVE.

You believe Jesus came to Earth, died for us, and rose again. You believe God will forgive you of your sins.

C is for CHOOSE.

You choose to live for God. That doesn't mean you'll be perfect every day for the rest of your life, but it means you're committed to trying to please God by following what He tells us in the Bible and by spending time with Him.

Suggested Prayer:

Dear God,

I admit I am a sinner. I believe Jesus died on the cross to forgive all my sins. Today, I have decided to change and live my life for You. I love You! Amen.

If you prayed this prayer with your child, CONGRATULATIONS! The Bible says the angels in heaven are rejoicing! Affirm to your child that once they prayed, all of their sins were forgiven, and that God will have a special place in heaven for them when they die. Mark this day on your calendar as a spiritual birthday for your child.

Celebrate

The day you become a new believer in Jesus is a BIG deal! We want children to understand what an incredible decision they have made. Below are a few ideas for how you can make this a memorable experience for your child and your family.

Feel free to use one of these ideas or create your own!



- Take pictures! After Jesus healed people in the Bible and they believed in Him, they went around sharing the good news of Christ with everyone they met. Post a picture telling the world about your child's decision to follow Christ. Tell us at kids@stonecreekwired.com so that we can celebrate with you and your family!



- Throw a spiritual birthday party for your child. Have cupcakes, candles and ice cream ready. It's okay to plan this for the following evening or to make a special spiritual birthday breakfast for your child the next morning.



- Have a special gift to give your child once they accept Christ as their savior, such as a new Bible or bookmark to use in their Bible. Check out your local Christian bookstore for inexpensive gifts that will help your child remember this special day. Purchase them ahead of time and hold on to them until this day.



- Make salvation bracelets as a family. Children can wear these as a reminder of what Jesus did for them and of their decision to follow Him. You can find these online or at a Christian bookstore.

Next Steps:

1. Go to church. Have your child tell their Small Group Leader about their decision to follow Christ!
2. Purchase an age-appropriate Bible for your child to continue growing in their relationship with God.
3. Grow as a family by spending time together reading the Bible.
4. Continue having family nights with the whole family.

Parents,

We are excited to partner with you and your family as your child continues to grow in their relationship with Christ.

We realize God has positioned you as the primary leader when it comes to the spiritual growth of your child. We want to encourage you to make your child's development in their relationship with Christ one of your primary responsibilities.

For more resources, email us at kids@stonecreekwired.com to be added to our SCC Kids Facebook Group and the monthly Parent Cue.

If your child accepted Jesus as their Savior, we want to celebrate with your family! Let us know about your child's decision.

SCC Kids Team
kids@stonecreekwired.com





INCLUDED IN THIS KIT

This kit Includes five sections to take you and your family through a family night designed to start faith conversations.

FIVE SECTIONS OF THE FAITH STARTER KIT:

- PREPARE
- GAMES
- EVALUATE
- TALK IT OUT
- CELEBRATE

Throughout the kit are stopping points that look like this:



STOPPING POINT



If at any point you feel your child is not yet ready for the next section, these stopping points provide an opportunity to continue to have a great family night by changing the direction of the night.

Don't be discouraged if you don't make it through all of the sections. Trust the direction of the Holy Spirit and remember that everyone must make the choice to follow Christ in their own time. Continue modeling Christ in your life, bringing your children to SCC Kids, and giving them opportunities to ask questions. When you feel they are ready, use this kit again to plan another family night.

